











Certified Staff Survey

1. Gender			
		Response Percent	Response Count
Male		52.2%	12
Female		47.8%	11
		<i>answered question</i>	23
		<i>skipped question</i>	0

2. Ethnicity			
		Response Percent	Response Count
African American		0.0%	0
Asian		4.3%	1
Hispanic		0.0%	0
Native America		4.3%	1
White/Caucasian		87.0%	20
Other		0.0%	0
No Response		4.3%	1
		<i>answered question</i>	23
		<i>skipped question</i>	0

3. How long have you worked at Hope Street Academy?			
		Response Percent	Response Count
0-5 years		47.8%	11
6-10 years		34.8%	8
11-15 years		8.7%	2
16+ years		8.7%	2
<i>answered question</i>			23
<i>skipped question</i>			0

4. Please rate the following questions:						
	Strongly agree	Agree	Disagree	Strongly disagree	N/A	Response Count
Do you feel safe while working at Hope Street Academy?	60.9% (14)	39.1% (9)	0.0% (0)	0.0% (0)	0.0% (0)	23
I work with people who treat me with respect?	78.3% (18)	17.4% (4)	0.0% (0)	4.3% (1)	0.0% (0)	23
I believe every student can learn?	65.2% (15)	34.8% (8)	0.0% (0)	0.0% (0)	0.0% (0)	23
I am clear about what my job is at this school?	65.2% (15)	26.1% (6)	4.3% (1)	4.3% (1)	0.0% (0)	23
The student outcomes for my classes are clear to me?	52.2% (12)	43.5% (10)	0.0% (0)	0.0% (0)	4.3% (1)	23
The student outcomes for my classes are clear for my students?	39.1% (9)	52.2% (12)	4.3% (1)	0.0% (0)	4.3% (1)	23
Teachers in this school communicate with each other about their child's progress.	65.2% (15)	30.4% (7)	4.3% (1)	0.0% (0)	0.0% (0)	23
I communicate effectively with parents about their child's progress?	34.8% (8)	52.2% (12)	4.3% (1)	0.0% (0)	8.7% (2)	23
Hope Street Academy students are being challenged across the curriculum?	21.7% (5)	65.2% (15)	8.7% (2)	0.0% (0)	4.3% (1)	23
Parents are welcomed at our school?	78.3% (18)	21.7% (5)	0.0% (0)	0.0% (0)	0.0% (0)	23

Our school promotes parent/teacher communication?	65.2% (15)	34.8% (8)	0.0% (0)	0.0% (0)	0.0% (0)	23
Students are provided an educational program that is appropriate to their learning needs?	56.5% (13)	43.5% (10)	0.0% (0)	0.0% (0)	0.0% (0)	23
You have high expectations for your students?	60.9% (14)	34.8% (8)	0.0% (0)	0.0% (0)	4.3% (1)	23
I feel the students respect each other?	26.1% (6)	47.8% (11)	26.1% (6)	0.0% (0)	0.0% (0)	23
You treat your students with understanding and respect?	69.6% (16)	30.4% (7)	0.0% (0)	0.0% (0)	0.0% (0)	23
There is a clear set of rules for students at Hope Street Academy.	26.1% (6)	52.2% (12)	21.7% (5)	0.0% (0)	0.0% (0)	23
You are fully preparing your students for the transition to college or the workplace?	26.1% (6)	52.2% (12)	13.0% (3)	0.0% (0)	8.7% (2)	23
All things considered, I am satisfied with being a staff member at Hope Street Academy?	60.9% (14)	39.1% (9)	0.0% (0)	0.0% (0)	0.0% (0)	23
I am allowed to help make important decisions about what occurs at Hope Street Academy?	52.2% (12)	43.5% (10)	4.3% (1)	0.0% (0)	0.0% (0)	23
	<i>answered question</i>					23
	<i>skipped question</i>					0



5. Our school is doing a good job of teaching:						
	Strongly agree	Agree	Disagree	Strongly disagree	N/A	Response Count
Language Arts	43.5% (10)	56.5% (13)	0.0% (0)	0.0% (0)	0.0% (0)	23
Math	39.1% (9)	56.5% (13)	4.3% (1)	0.0% (0)	0.0% (0)	23
Science	36.4% (8)	59.1% (13)	4.5% (1)	0.0% (0)	0.0% (0)	22
Social Studies	39.1% (9)	56.5% (13)	4.3% (1)	0.0% (0)	0.0% (0)	23
Art	39.1% (9)	60.9% (14)	0.0% (0)	0.0% (0)	0.0% (0)	23
Business	43.5% (10)	47.8% (11)	4.3% (1)	0.0% (0)	4.3% (1)	23
Cultural Differences	47.8% (11)	47.8% (11)	4.3% (1)	0.0% (0)	0.0% (0)	23
	<i>answered question</i>					23
	<i>skipped question</i>					0

6. How much do you agree or disagree with each of the following statements about your principal?						
	Strongly agree	Agree	Disagree	Strongly disagree	N/A	Response Count
Communicates a clear vision for our school	65.2% (15)	30.4% (7)	4.3% (1)	0.0% (0)	0.0% (0)	23
Makes expectations clear to teachers for meeting academic achievement goals	65.2% (15)	26.1% (6)	4.3% (1)	0.0% (0)	4.3% (1)	23
Is a knowledgeable source concerning standards and curriculum	60.9% (14)	30.4% (7)	8.7% (2)	0.0% (0)	0.0% (0)	23
Sets high standards for student learning	69.6% (16)	26.1% (6)	4.3% (1)	0.0% (0)	0.0% (0)	23
Provides support for classroom discipline and order	69.6% (16)	30.4% (7)	0.0% (0)	0.0% (0)	0.0% (0)	23
Ensures that teachers have time for planning	60.9% (14)	39.1% (9)	0.0% (0)	0.0% (0)	0.0% (0)	23
Praises and recognizes teachers	69.6% (16)	26.1% (6)	0.0% (0)	0.0% (0)	4.3% (1)	23
Encourages teachers to take a leadership role in our school	69.6% (16)	30.4% (7)	0.0% (0)	0.0% (0)	0.0% (0)	23




Provides teachers with adequate classroom materials	60.9% (14)	39.1% (9)	0.0% (0)	0.0% (0)	0.0% (0)	23
Ensures that teachers receive adequate professional development to improve instructions	65.2% (15)	30.4% (7)	0.0% (0)	0.0% (0)	4.3% (1)	23
Builds strong relationships with staff	69.6% (16)	26.1% (6)	4.3% (1)	0.0% (0)	0.0% (0)	23
Builds strong relationships with students	69.6% (16)	30.4% (7)	0.0% (0)	0.0% (0)	0.0% (0)	23
Builds strong relationships with parents	68.2% (15)	31.8% (7)	0.0% (0)	0.0% (0)	0.0% (0)	22
Is an effective instructional leader?	65.2% (15)	30.4% (7)	0.0% (0)	0.0% (0)	4.3% (1)	23
Facilitates communication effectively?	65.2% (15)	34.8% (8)	0.0% (0)	0.0% (0)	0.0% (0)	23
Conducts classroom walkthroughs often.	73.9% (17)	26.1% (6)	0.0% (0)	0.0% (0)	0.0% (0)	23
	answered question					23
	skipped question					0

7. How much do you agree or disagree with each of the following statements about your district?						
	Strongly agree	Agree	Disagree	Strongly disagree	N/A	Response Count
Supports our school in achieving it's mission	31.8% (7)	50.0% (11)	9.1% (2)	4.5% (1)	4.5% (1)	22
Prioritizes student learning and achievement	26.1% (6)	52.2% (12)	17.4% (4)	4.3% (1)	0.0% (0)	23
Provides student achievement data	21.7% (5)	65.2% (15)	13.0% (3)	0.0% (0)	0.0% (0)	23
Implements instructional improvement strategies	22.7% (5)	63.6% (14)	13.6% (3)	0.0% (0)	0.0% (0)	22
Addresses the instructional needs of English Language Learner students at our school	21.7% (5)	56.5% (13)	17.4% (4)	0.0% (0)	4.3% (1)	23
Gives teachers opportunities to participate in decision-making at the district level (e.g., district level committees)	13.0% (3)	39.1% (9)	26.1% (6)	13.0% (3)	8.7% (2)	23
Offers useful professional development activities	21.7% (5)	39.1% (9)	30.4% (7)	4.3% (1)	4.3% (1)	23




Encourages teachers to take a leadership role in the district	17.4% (4)	39.1% (9)	21.7% (5)	13.0% (3)	8.7% (2)	23
Praises and recognizes teachers	17.4% (4)	43.5% (10)	26.1% (6)	8.7% (2)	4.3% (1)	23
Is aware of the challenges and problems our school faces	21.7% (5)	52.2% (12)	21.7% (5)	4.3% (1)	0.0% (0)	23
Builds the community's confidence in our school	26.1% (6)	34.8% (8)	34.8% (8)	0.0% (0)	4.3% (1)	23
Ensures that district staff visits our school at least once a year	34.8% (8)	56.5% (13)	4.3% (1)	4.3% (1)	0.0% (0)	23
	answered question					23
	skipped question					0

8. What kind of grade would you give Hope Street Academy for its total educational program?			
		Response Percent	Response Count
A		60.9%	14
B		39.1%	9
C		0.0%	0
D		0.0%	0
F		0.0%	0
	answered question		23
	skipped question		0




9. The ability to use technology is an increasingly necessary skill, what grade would you give technological training for students from staff at Hope Street Academy?

		Response Percent	Response Count
A		73.9%	17
B		21.7%	5
C		4.3%	1
D		0.0%	0
F		0.0%	0
		answered question	23
		skipped question	0





10. How do you feel about your own personal technological skills?

		Response Percent	Response Count
Highly skilled		21.7%	5
Somewhat skilled		73.9%	17
Enough to get by		4.3%	1
No skills in this area		0.0%	0
		answered question	23
		skipped question	0

11. Do you feel that Hope Street Academy is superior in teaching technology?

		Response Percent	Response Count
Yes		82.6%	19
No		13.0%	3
Don't Know		4.3%	1
		answered question	23
		skipped question	0

12. Please explain your answer:		
		Response Count
		16
	<i>answered question</i>	16
	<i>skipped question</i>	7

13. The availability of staff development is adequate to support my instructional needs?			
		Response Percent	Response Count
Strongly agree		43.5%	10
Agree		43.5%	10
Disagree		8.7%	2
Strongly disagree		0.0%	0
N/A		4.3%	1
		<i>answered question</i>	23
		<i>skipped question</i>	0

14. What skills do you feel that you need more training in?		
		Response Count
		10
	<i>answered question</i>	10
	<i>skipped question</i>	13

15. Please list any other comments or suggestions you could make that would improve Hope Street Academy.

		Response Count
		8
	<i>answered question</i>	8
	<i>skipped question</i>	15