






# Parent Survey



1. My son/daughter is in grade:			Response Percent	Response Count
9			0.0%	0
10			25.0%	1
11			0.0%	0
12			75.0%	3
		<i>answered question</i>		4
		<i>skipped question</i>		1

2. Ethnicity			Response Percent	Response Count
African American			0.0%	0
Asian American			0.0%	0
Hispanic American			0.0%	0
Native America			0.0%	0
<b>White/Caucasian</b>			80.0%	4
Other			20.0%	1
No Response			0.0%	0
		<i>answered question</i>		5
		<i>skipped question</i>		0

**3. How many children do you CURRENTLY have enrolled at Hope Street Academy?**

		Response Percent	Response Count
1		100.0%	5
2		0.0%	0
3		0.0%	0
4 or more		0.0%	0
		<i>answered question</i>	<b>5</b>
		<i>skipped question</i>	<b>0</b>

**4. How long have you lived in the Topeka 501 School District?**

		Response Percent	Response Count
1-3 years		20.0%	1
4-7 years		0.0%	0
8-11 years		0.0%	0
<b>11 or more years</b>		<b>80.0%</b>	<b>4</b>
		<i>answered question</i>	<b>5</b>
		<i>skipped question</i>	<b>0</b>




5. Please indicate your age.




		Response Percent	Response Count
Under 24		0.0%	0
24-34		0.0%	0
<b>35-44</b>		<b>40.0%</b>	<b>2</b>
<b>45-54</b>		<b>40.0%</b>	<b>2</b>
55 or older		20.0%	1
		<i>answered question</i>	<b>5</b>
		<i>skipped question</i>	<b>0</b>


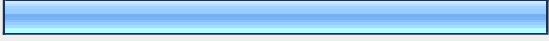

6. Are you:

		Response Percent	Response Count
Male		0.0%	0
<b>Female</b>		<b>100.0%</b>	<b>5</b>
		<i>answered question</i>	<b>5</b>
		<i>skipped question</i>	<b>0</b>



7. Including yourself, how many people currently live in your household?			
		Response Percent	Response Count
1		0.0%	0
2		0.0%	0
3		60.0%	3
4		40.0%	2
5		0.0%	0
6 or more		0.0%	0
	<b>answered question</b>		<b>5</b>
	<b>skipped question</b>		<b>0</b>

8. Please indicate the highest level of formal education you have completed.			
		Response Percent	Response Count
Grades 1-8		0.0%	0
Attended high school		0.0%	0
<b>Graduated high school</b>		40.0%	2
Attended technical school		0.0%	0
Graduated from technical school		0.0%	0
Attended college		0.0%	0
<b>Graduated college</b>		40.0%	2
Masters or Doctoral degree		20.0%	1
Other		0.0%	0
	<b>answered question</b>		<b>5</b>
	<b>skipped question</b>		<b>0</b>



9. Please indicate the highest level of formal education your spouse has completed (if married).			
		Response Percent	Response Count
Grades 1-8		0.0%	0
Attended high school		25.0%	1
Graduated high school		0.0%	0
Graduated from technical school or community college		0.0%	0
Attended college		25.0%	1
Graduated college		0.0%	0
Masters or Doctorate degree		0.0%	0
Other		0.0%	0
N/A		50.0%	2
<b>answered question</b>			<b>4</b>
<b>skipped question</b>			<b>1</b>

10. Would you say your son/daughter feels safe at school?			
		Response Percent	Response Count
Strongly agree		20.0%	1
<b>Agree</b>		<b>60.0%</b>	<b>3</b>
Disagree		20.0%	1
Strongly disagree		0.0%	0
Don't know or Does not apply		0.0%	0
<b>answered question</b>			<b>5</b>
<b>skipped question</b>			<b>0</b>




**11. The school building and grounds are clean at Hope Street Academy.**

		Response Percent	Response Count
Strongly agree		40.0%	2
<b>Agree</b>		<b>60.0%</b>	<b>3</b>
Disagree		0.0%	0
Strongly disagree		0.0%	0
Don't know or Does not apply		0.0%	0
		<i>answered question</i>	<b>5</b>
		<i>skipped question</i>	<b>0</b>



**12. I am comfortable contacting Hope Street Academy.**





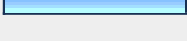
		Response Percent	Response Count
<b>Strongly agree</b>		<b>60.0%</b>	<b>3</b>
Agree		40.0%	2
Disagree		0.0%	0
Strongly disagree		0.0%	0
Don't know or Does not apply		0.0%	0
		<i>answered question</i>	<b>5</b>
		<i>skipped question</i>	<b>0</b>





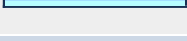
**13. Does your child's teachers know him or her well?**

		Response Percent	Response Count
Strongly agree		20.0%	1
<b>Agree</b>		<b>60.0%</b>	<b>3</b>
Disagree		20.0%	1
Strongly disagree		0.0%	0
Don't know or Does not apply		0.0%	0
		<i>answered question</i>	<b>5</b>
		<i>skipped question</i>	<b>0</b>



**14. Is your child's school work challenging?**

		Response Percent	Response Count
Strongly agree		0.0%	0
<b>Agree</b>		<b>80.0%</b>	<b>4</b>
Disagree		0.0%	0
Strongly disagree		0.0%	0
Don't know or Does not apply		20.0%	1
		<i>answered question</i>	<b>5</b>
		<i>skipped question</i>	<b>0</b>



15. Is your child's school preparing him/her for entering college or the work force after graduation?			Response Percent	Response Count
Strongly agree		0.0%	0	
<b>Agree</b>		<b>80.0%</b>	<b>4</b>	
Disagree		0.0%	0	
Strongly disagree		0.0%	0	
Don't know or Does not apply		20.0%	1	
			<b>answered question</b>	<b>5</b>
			<b>skipped question</b>	<b>0</b>

16. Is the communication between the school and the home adequate?			Response Percent	Response Count
<b>Strongly agree</b>		<b>40.0%</b>	<b>2</b>	
<b>Agree</b>		<b>40.0%</b>	<b>2</b>	
Disagree		0.0%	0	
Strongly disagree		0.0%	0	
Don't know or Does not apply		20.0%	1	
			<b>answered question</b>	<b>5</b>
			<b>skipped question</b>	<b>0</b>

17. In general, are you satisfied with the education you son/daughter is receiving at Hope Street Academy?

		Response Percent	Response Count
Strongly agree		20.0%	1
<b>Agree</b>		<b>80.0%</b>	<b>4</b>
Disagree		0.0%	0
Strongly disagree		0.0%	0
Don't know or Does not apply		0.0%	0
		<b>answered question</b>	<b>5</b>
		<b>skipped question</b>	<b>0</b>

18. What kind of grade would you give Hope Street Academy for its total educational program?

		Response Percent	Response Count
A		40.0%	2
<b>B</b>		<b>60.0%</b>	<b>3</b>
C		0.0%	0
D		0.0%	0
F		0.0%	0
		<b>answered question</b>	<b>5</b>
		<b>skipped question</b>	<b>0</b>

19. Please rate the following courses on how well you feel your son/daughter is being prepared:

	Excellent	Good	Fair	Poor	No Response	Response Count
Language Arts	40.0% (2)	<b>60.0% (3)</b>	0.0% (0)	0.0% (0)	0.0% (0)	5
Math	20.0% (1)	<b>40.0% (2)</b>	0.0% (0)	0.0% (0)	<b>40.0% (2)</b>	5
Science	<b>40.0% (2)</b>	<b>40.0% (2)</b>	0.0% (0)	0.0% (0)	20.0% (1)	5
Social Studies	<b>40.0% (2)</b>	<b>40.0% (2)</b>	20.0% (1)	0.0% (0)	0.0% (0)	5
PE	0.0% (0)	20.0% (1)	0.0% (0)	0.0% (0)	<b>80.0% (4)</b>	5
Business	20.0% (1)	<b>60.0% (3)</b>	0.0% (0)	0.0% (0)	20.0% (1)	5
Art	20.0% (1)	<b>40.0% (2)</b>	0.0% (0)	0.0% (0)	<b>40.0% (2)</b>	5
Other	0.0% (0)	40.0% (2)	0.0% (0)	0.0% (0)	<b>60.0% (3)</b>	5
	<b>answered question</b>					<b>5</b>
	<b>skipped question</b>					<b>0</b>





20. Based on your above ratings, what specific classes do you feel that are MOST beneficial?

	Response Count
	4
	<b>answered question</b>
	<b>4</b>
	<b>skipped question</b>
	<b>1</b>

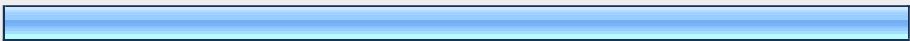
21. Based on your above ratings, what classes do you feel that are LEAST beneficial?



	Response Count
	4
	<b>answered question</b>
	<b>4</b>
	<b>skipped question</b>
	<b>1</b>





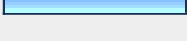
22. What skills do you believe that your child needs more training in?		
		Response Count
		5
		<i>answered question</i>
		5
		<i>skipped question</i>
		0






23. I feel that Hope Street Academy was superior in teaching technology and that it has had an effect on your child's future?			
		Response Percent	Response Count
Strongly agree		20.0%	1
<b>Agree</b>		<b>40.0%</b>	<b>2</b>
Disagree		20.0%	1
Strongly disagree		0.0%	0
Don't know or Does not apply		20.0%	1
		<i>answered question</i>	<b>5</b>
		<i>skipped question</i>	<b>0</b>

24. Please explain your answer:		
		Response Count
		4
		<i>answered question</i>
		4
		<i>skipped question</i>
		1

25. What grade would you give technological training from staff at Hope Street Academy?			Response Percent	Response Count
A			100.0%	3
B			0.0%	0
C			0.0%	0
D			0.0%	0
F			0.0%	0
			<i>answered question</i>	<b>3</b>
			<i>skipped question</i>	<b>2</b>

26. How do you feel about your own technological skills?			Response Percent	Response Count
Highly skilled			40.0%	2
<b>Somewhat skilled</b>			<b>60.0%</b>	<b>3</b>
Enough to get by			0.0%	0
No skills in this area			0.0%	0
			<i>answered question</i>	<b>5</b>
			<i>skipped question</i>	<b>0</b>



27. Do you feel that Hope Street teachers have high expectations for your child?			Response Percent	Response Count
Strongly agree		0.0%	0	
<b>Agree</b>		<b>80.0%</b>	<b>4</b>	
Disagree		0.0%	0	
Strongly disagree		0.0%	0	
Don't know or Does not apply		20.0%	1	
			<b><i>answered question</i></b>	<b>5</b>
			<b><i>skipped question</i></b>	<b>0</b>



28. I am satisfied with the education my child is receiving at Hope Street Academy.			Response Percent	Response Count
Strongly agree		20.0%	1	
<b>Agree</b>		<b>80.0%</b>	<b>4</b>	
Disagree		0.0%	0	
Strongly disagree		0.0%	0	
Don't know or Does not apply		0.0%	0	
			<b><i>answered question</i></b>	<b>5</b>
			<b><i>skipped question</i></b>	<b>0</b>

29. Do you feel that the students respect each other at Hope Street Academy?			Response Percent	Response Count
Strongly agree			20.0%	1
Agree			0.0%	0
Disagree			0.0%	0
Strongly disagree			0.0%	0
<b>Don't know or Does not apply</b>			<b>80.0%</b>	<b>4</b>
		<b>answered question</b>		<b>5</b>
		<b>skipped question</b>		<b>0</b>

30. Has any of the following interfered with your child's Hope Street Academy education?			Response Count
	Check All that Apply		
Poor Study Habits	<b>100.0% (4)</b>		4
Job Outside of School	<b>100.0% (3)</b>		3
Classes Poorly Taught	<b>100.0% (1)</b>		1
Family Obligations	0.0% (0)		0
Boyfriend/Girlfriend Problems	<b>100.0% (2)</b>		2
Classes are irrelevant	0.0% (0)		0
Don't feel part of the school	0.0% (0)		0
Sick Frequently	0.0% (0)		0
Peer Pressure	<b>100.0% (1)</b>		1
Didn't offer courses I want	<b>100.0% (2)</b>		2
Don't fit into any Peer Group	0.0% (0)		0
Difficulty Speaking English	0.0% (0)		0
No Place to Study	0.0% (0)		0
Worried about Safety at School	<b>100.0% (1)</b>		1
Could Not Get Extra Help I Needed	0.0% (0)		0

Other	100.0% (1)	1
No Response	0.0% (0)	0
	<b>answered question</b>	<b>5</b>
	<b>skipped question</b>	<b>0</b>

31. There is a clear set of rules for students at Hope Street Academy.			Response Percent	Response Count
Strongly agree		20.0%	1	
<b>Agree</b>		<b>80.0%</b>	<b>4</b>	
Disagree		0.0%	0	
Strongly disagree		0.0%	0	
Don't know or Does not apply		0.0%	0	
	<b>answered question</b>	<b>5</b>		
	<b>skipped question</b>	<b>0</b>		

32. Do you feel that your child is treated with respect and understanding by his/her teachers?			Response Percent	Response Count
Strongly agree		40.0%	2	
<b>Agree</b>		<b>60.0%</b>	<b>3</b>	
Disagree		0.0%	0	
Strongly disagree		0.0%	0	
Don't know or Does not apply		0.0%	0	
	<b>answered question</b>	<b>5</b>		
	<b>skipped question</b>	<b>0</b>		

33. Please list any other comments or suggestions you could make that would improve Hope Street Academy.

		Response Count
		1
	<i>answered question</i>	1
	<i>skipped question</i>	4