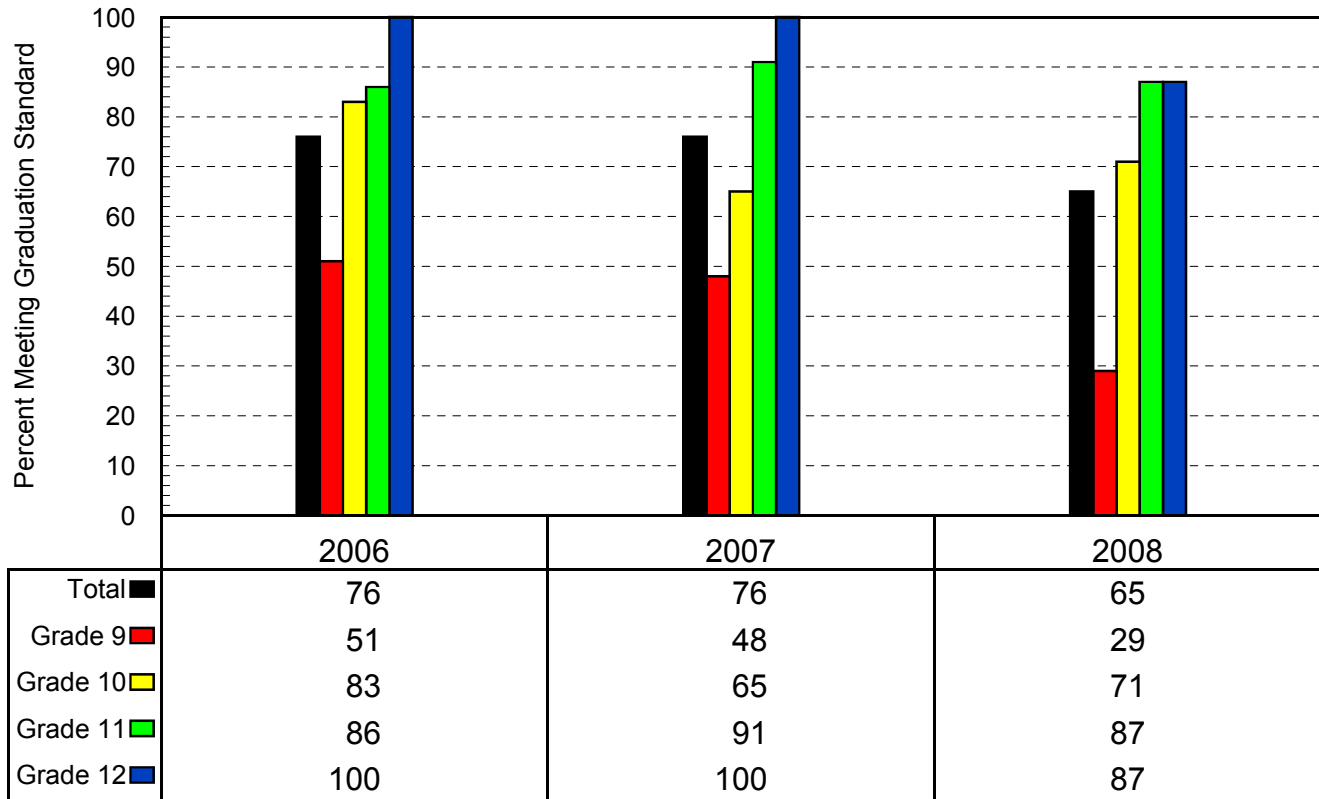


Work Keys Reading for Information Test

Hope Street Academy

Percent of Students Meeting Graduation Standard by Grade Level 2006-2008



Note: Data reflects the cumulative percentage of students passing the WorkKeys during their academic career. Students taking the WorkKeys in other buildings prior to enrolling at Hope Street Academy are included.

Note: The Work Keys Reading for Information test measures student skill in reading and understanding work-related instructions and policies at increasing levels of complexity. A score of 4 is the minimum performance level required for graduation from USD501 schools. Performance at this level suggests an ability to apply information to situations specifically described in the reading materials. Such reading materials May contain several details or describe processes involving several steps.

Hope Street Counts	Total Number	Total Passing	Total Not Passing	Not Tested
2005-2006	192	146	7	39
Total	71	36	4	31
9th Grade	42	35	2	5
10th Grade	28	24	1	3
11th Grade	51	51	0	0
12th Grade				
2006-2007	201	152	9	40
Total	42	20	1	21
9th Grade	69	45	8	16
10th Grade	33	30	0	3
11th Grade	57	57	0	0
12th Grade				
2007-2008	220	144	14	62
Total	56	16	1	39
9th Grade	89	63	12	14
10th Grade	30	26	0	4
11th Grade	45	39	1	5
12th Grade				

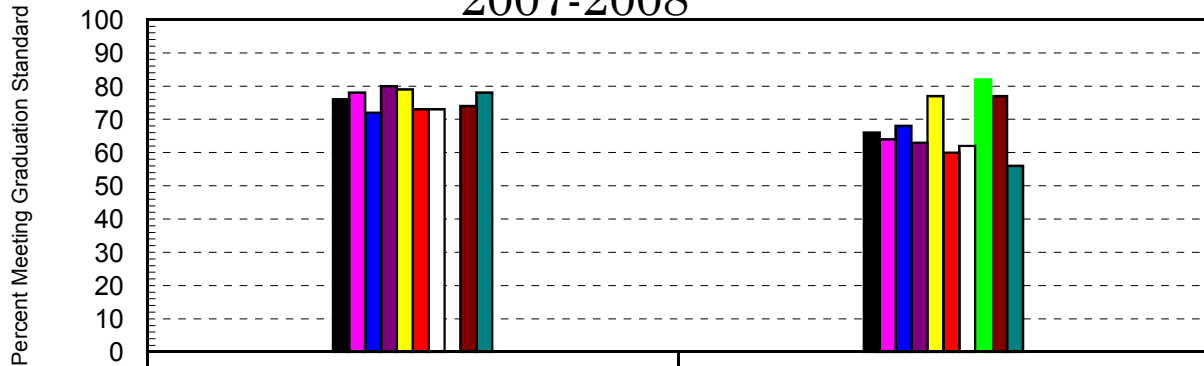
Work Keys Reading for Information Test

Hope Street Academy

Percent of Students Meeting Graduation Standard

Disaggregated Groups

2007-2008



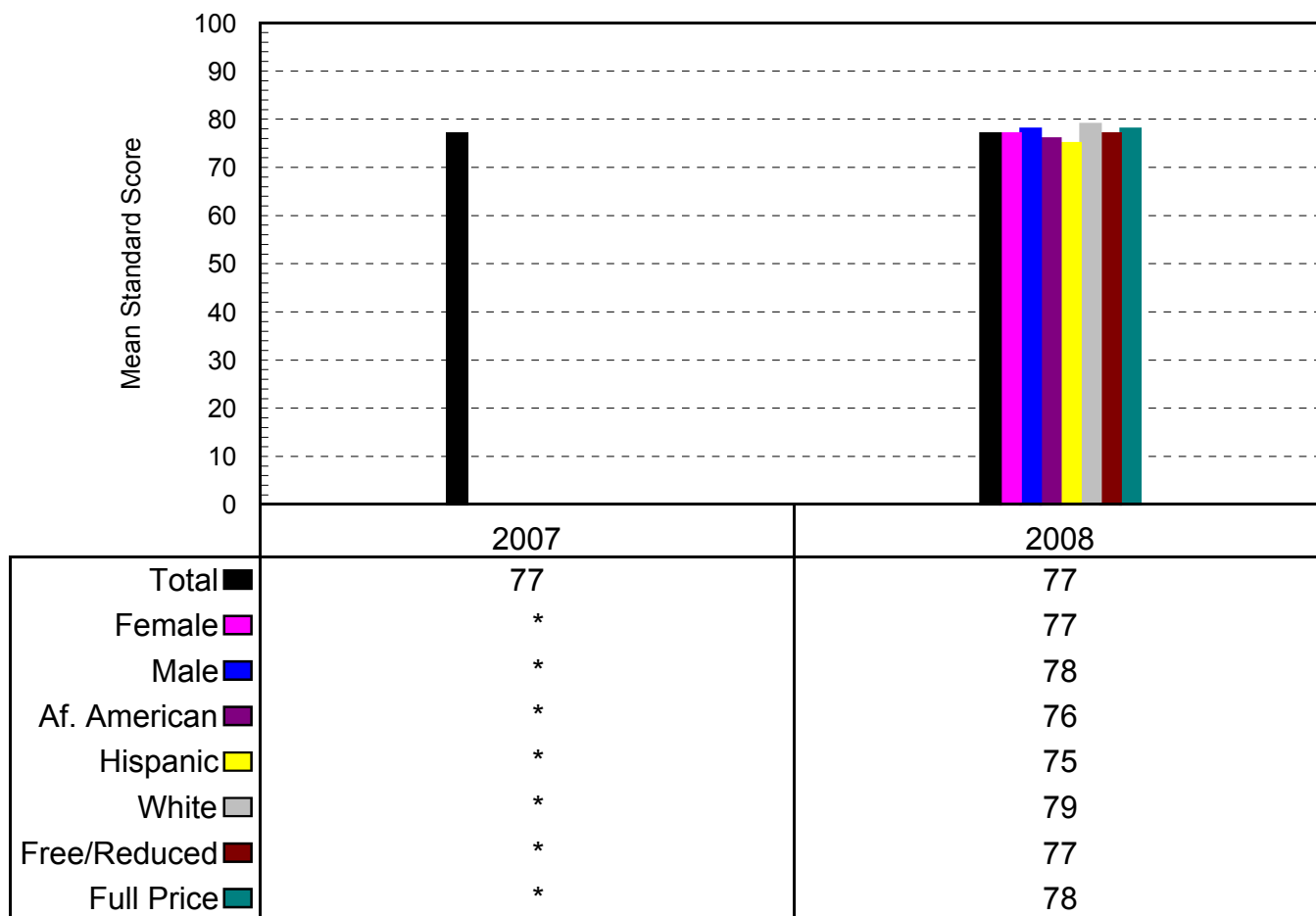
	2007	2008
Total	76	66
Female	78	64
Male	72	68
Af. American	80	63
Hispanic	79	77
Multi/Refused	73	60
White	73	62
Native Am.	*	82
Free/Reduced	74	77
Full Price	78	56

Note: Data reflects the cumulative percentage of students passing the WorkKeys during their academic career. Students taking the WorkKeys in other buildings prior to enrolling at Hope Street Academy are included.

Note: The Work Keys Reading for Information test measures student skill in reading and understanding work-related instructions and policies at increasing levels of complexity. A score of 4 is the minimum performance level required for graduation from USD501 schools. Performance at this level suggests an ability to apply information to situations specifically described in the reading materials. Such reading materials May contain several details or describe processes involving several steps.

	Total Number			Total Passing			Total Not Passing			Not Tested		
	2007	2008	2009	2007	2008	2009	2007	2008	2009	2007	2008	2009
Total	201	220		152	144		9	14		40	62	
Female	130	138		101	88		3	6		26	44	
Male	71	82		51	56		6	8		14	18	
Asian	0	1			1			0			0	
African American	49	48		39	30		4	7		6	11	
Hispanic	28	34		22	26		2	4		4	4	
Native American	5	11	*		9		*	0		*	2	
Multi/Refused	15	10		11	6		1	1		3	3	
White	104	116		76	72		2	2		26	42	
Free/Reduced	121	101		90	78		8	7		23	16	
Full Pay	80	119		62	66		1	7		17	46	

Work Keys Reading for Information Test Hope Street Academy Cumulative Mean Standard Score 2007-2008



Note: In 2007, standard score calculations became available for the WorkKeys assessment. The highest score of each student who has taken the WorkKeys assessment since 2006-2007 (regardless of passing status), contributes to the building's cumulative mean standard score. Standard scores have a mean of 100 and standard deviation of 15.

Note: The Work Keys Reading for Information test measures student skill in reading and understanding work-related instructions and policies at increasing levels of complexity.

Hope Street Counts	Total	9th Grade	10th Grade	11th Grade	12th Grade
06-07	14	5	4	2	3
07-08	61	13	37	6	5